

Section 1

School for the Deaf

Summary of Recommendations - Senate

Claire Bugen, Superintendent

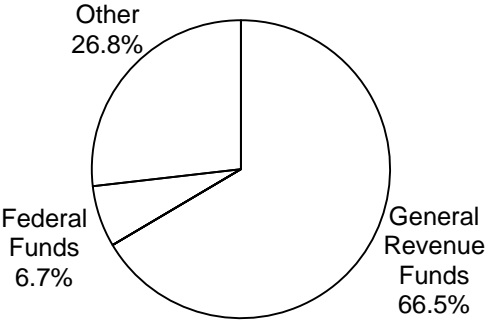
Jody Wright, LBB Analyst

Method of Financing	2012-13 Base	2014-15 Recommended	Biennial Change	% Change
General Revenue Funds	\$36,410,386	\$36,216,478	(\$193,908)	(0.5%)
GR Dedicated Funds	\$0	\$0	\$0	0.0%
Total GR-Related Funds	\$36,410,386	\$36,216,478	(\$193,908)	(0.5%)
Federal Funds	\$3,801,562	\$3,634,176	(\$167,386)	(4.4%)
Other	\$15,614,352	\$14,607,973	(\$1,006,379)	(6.4%)
All Funds	\$55,826,300	\$54,458,627	(\$1,367,673)	(2.4%)

	FY 2013 Budgeted	FY 2015 Recommended	Biennial Change	% Change
FTEs	462.2	462.2	0.0	0.0%


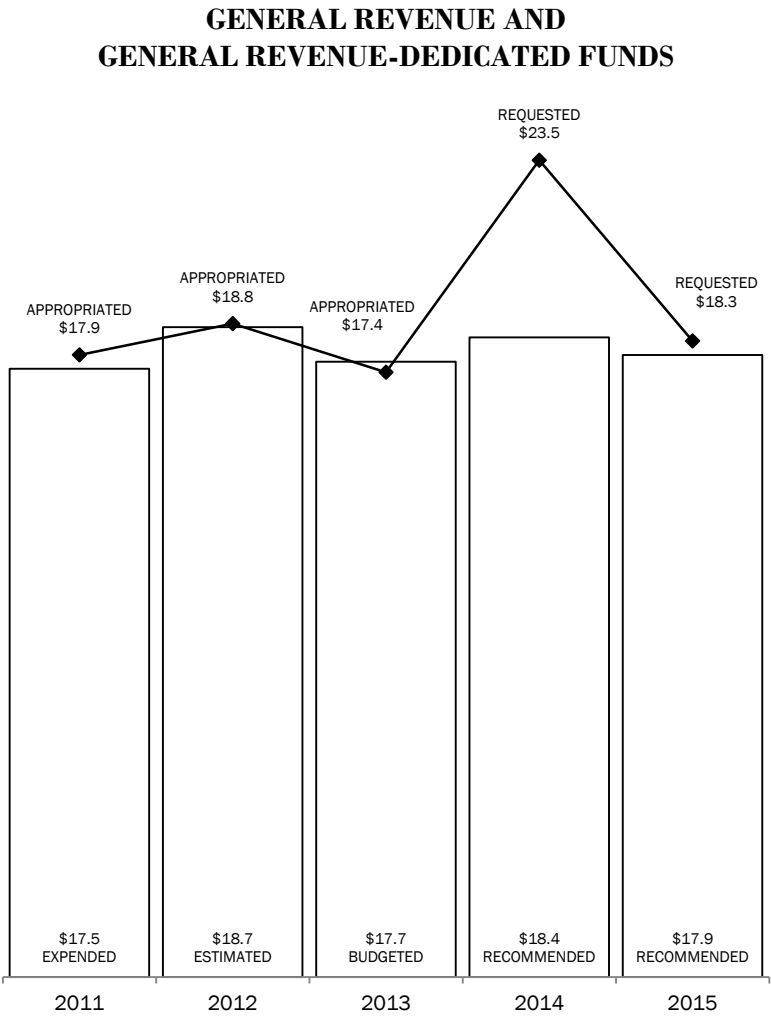
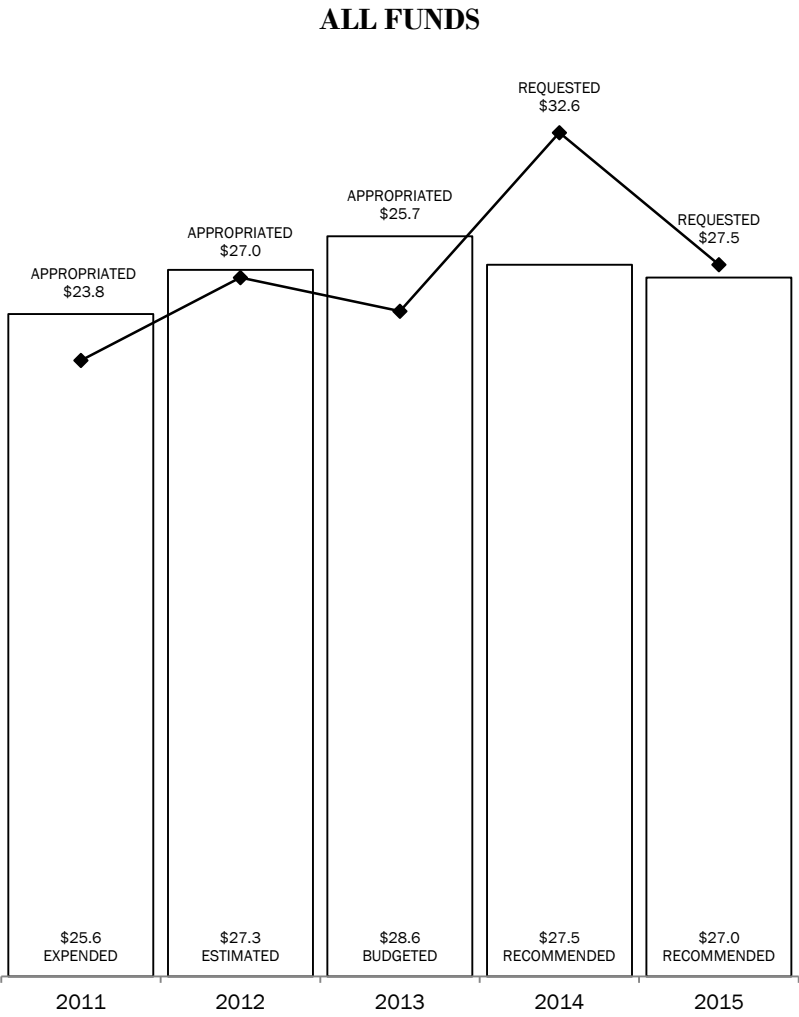
The bill pattern for this agency (2014-15 Recommended) represents an estimated 100% of the agency's estimated total available funds for the 2014-15 biennium.

RECOMMENDED FUNDING
BY METHOD OF FINANCING



Section 1
School for the Deaf
2014-2015 BIENNIUM
IN MILLIONS

TOTAL= \$54.5 MILLION



Section 2

School for the Deaf
Summary of Recommendations - Senate, By Method of Finance -- ALL FUNDS

Strategy/Goal	2012-13 Base	2014-15 Recommended	Biennial Change	% Change	Comments
CLASSROOM INSTRUCTION A.1.1	\$14,420,589	\$14,283,941	(\$136,648)	(0.9%)	
RESIDENTIAL PROGRAM A.1.2	\$9,326,691	\$8,966,216	(\$360,475)	(3.9%)	
RELATED AND SUPPORT SERVICES A.1.3	\$9,668,925	\$9,313,268	(\$355,657)	(3.7%)	
CAREER AND TRANSITION PROGRAMS A.1.4	\$3,182,277	\$3,085,214	(\$97,063)	(3.1%)	
STUDENT TRANSPORTATION A.1.5	\$3,315,849	\$3,669,122	\$353,273	10.7%	
Total, Goal A, ACADEMIC, LIFE, AND WORK TRAINING	\$39,914,331	\$39,317,761	(\$596,570)	(1.5%)	Recommendations maintain the agency's baseline request for these strategies. The biennial change amount reflects the agency's reallocation of funds among strategies to address ongoing operational cost adjustments.
TECHNICAL ASSISTANCE B.1.1	\$2,471,366	\$2,767,330	\$295,964	12.0%	Recommendations include a \$200,000 biennial increase in federal funding from the National Science Foundation to teach professionals how to provide access to students in the career fields of Science, Technology, Engineering and Math (STEM).
TSD SPECIAL SUMMER/SHORT-TERM PGMS B.1.2	\$1,283,568	\$1,283,568	\$0	0.0%	Recommendations maintain the agency's baseline request for this strategy.
Total, Goal B, OUTREACH AND RESOURCE SERVICES	\$3,754,934	\$4,050,898	\$295,964	7.9%	
EDUC PROF SALARY INCREASES C.1.1	\$193,908	\$0	(\$193,908)	(100.0%)	Recommendations reflect a return to the baseline salaries that were in effect prior to the one-time 3 percent salary increase adopted by the Austin Independent School District (AISD) for the period August 1, 2012 through July 31, 2013 (FY 2013). Continuation of the salary increase for TSD educators depends upon whether AISD board action reauthorizes the pay increase for its educators for the next school year out of the school district's budgeted funds or requests voter approval to fund the increase through a Tax Ratification Election (TRE). See Selected Fiscal and Policy Issues, #2.
Total, Goal C, EDUCATIONAL PROF SALARY INCREASES	\$193,908	\$0	(\$193,908)	(100.0%)	
CENTRAL ADMINISTRATION D.1.1	\$2,851,863	\$2,716,132	(\$135,731)	(4.8%)	Recommendations maintain the agency's baseline request for this strategy. The biennial change amount reflects the agency's reallocation of funds among strategies to address ongoing operational cost adjustments.
OTHER SUPPORT SERVICES D.1.2	\$8,403,584	\$7,666,156	(\$737,428)	(8.8%)	Recommendations maintain the agency's baseline request for this strategy. The biennial change amount reflects the agency's reallocation of funds among strategies to address ongoing operational cost adjustments.

Section 2

School for the Deaf
Summary of Recommendations - Senate, By Method of Finance -- ALL FUNDS

Strategy/Goal	2012-13 Base	2014-15 Recommended	Biennial Change	% Change	Comments
FACILITY CONSTRUCT., REPAIR & REHAB D.1.3	\$707,680	\$707,680	\$0	0.0%	Recommendations maintain the agency's baseline request for this strategy.
Total, Goal D, INDIRECT ADMINISTRATION	\$11,963,127	\$11,089,968	(\$873,159)	(7.3%)	
Grand Total, All Strategies	\$55,826,300	\$54,458,627	(\$1,367,673)	(2.4%)	

Section 2

School for the Deaf
Summary of Recommendations - Senate, By Method of Finance -- GENERAL REVENUE FUNDS

Strategy/Goal	2012-13 Base	2014-15 Recommended	Biennial Change	% Change	Comments
CLASSROOM INSTRUCTION A.1.1	\$4,843,433	\$5,728,182	\$884,749	18.3%	Recommendations maintain the agency's baseline request for these strategies. The biennial change amount reflects the reallocation of funds from existing strategies to two new strategies to provide more transparency to the agency's budget.
RESIDENTIAL PROGRAM A.1.2	\$8,717,964	\$8,163,876	(\$554,088)	(6.4%)	
RELATED AND SUPPORT SERVICES A.1.3	\$6,177,334	\$6,105,960	(\$71,374)	(1.2%)	
CAREER AND TRANSITION PROGRAMS A.1.4	\$1,055,921	\$971,678	(\$84,243)	(8.0%)	
STUDENT TRANSPORTATION A.1.5	\$2,994,418	\$2,887,668	(\$106,750)	(3.6%)	
Total, Goal A, ACADEMIC, LIFE, AND WORK TRAINING	\$23,789,070	\$23,857,364	\$68,294	0.3%	
TECHNICAL ASSISTANCE B.1.1	\$995,578	\$995,578	\$0	0.0%	Recommendations maintain the agency's baseline request for these strategies.
TSD SPECIAL SUMMER/SHORT-TERM PGMS B.1.2	\$1,148,870	\$1,148,870	\$0	0.0%	
Total, Goal B, OUTREACH AND RESOURCE SERVICES	\$2,144,448	\$2,144,448	\$0	0.0%	
EDUC PROF SALARY INCREASES C.1.1	\$193,908	\$0	(\$193,908)	(100.0%)	Recommendations reflect a return to the baseline salaries that were in effect prior to the one-time 3 percent salary increase adopted by the Austin Independent School District (AISD) for the period August 1, 2012 through July 31, 2013 (FY 2013). Continuation of the salary increase for TSD educators depends upon whether AISD board action reauthorizes the pay increase for its educators for the next school year out of the school district's budgeted funds or requests voter approval to fund the increase through a Tax Ratification Election (TRE). See Selected Fiscal and Policy Issues, #2.
Total, Goal C, EDUCATIONAL PROF SALARY INCREASES	\$193,908	\$0	(\$193,908)	(100.0%)	
CENTRAL ADMINISTRATION D.1.1	\$2,415,322	\$2,415,322	\$0	0.0%	Recommendations maintain the agency's baseline request for this strategy.
OTHER SUPPORT SERVICES D.1.2	\$7,159,958	\$7,091,664	(\$68,294)	(1.0%)	Recommendations maintain the agency's baseline request for this strategy. The biennial change amount reflects the agency's reallocation of funds among strategies to address ongoing operational cost adjustments.
FACILITY CONSTRUCT., REPAIR & REHAB D.1.3	\$707,680	\$707,680	\$0	0.0%	Recommendations maintain the agency's baseline request for this strategy.
Total, Goal D, INDIRECT ADMINISTRATION	\$10,282,960	\$10,214,666	(\$68,294)	(0.7%)	
Grand Total, All Strategies	\$36,410,386	\$36,216,478	(\$193,908)	(0.5%)	

Section 2

School for the Deaf
Summary of Recommendations - Senate, By Method of Finance -- FEDERAL FUNDS

Strategy/Goal	2012-13 Base	2014-15 Recommended	Biennial Change	% Change	Comments
CLASSROOM INSTRUCTION A.1.1	\$879,318	\$788,176	(\$91,142)	(10.4%)	Recommendations reflect a reduction in grant funding from the Texas Education Agency for Special Education and Improving Teacher Quality grants.
RESIDENTIAL PROGRAM A.1.2	\$0	\$0	\$0	0.0%	
RELATED AND SUPPORT SERVICES A.1.3	\$2,013,544	\$1,910,000	(\$103,544)	(5.1%)	Recommendations reflect a reduction in Federal Funds for the School Breakfast and National School Lunch programs, reflecting a reduction in student participation as of August 31, 2012. Recommendations also reflect a significant decrease for School Health and Related Services (SHARS) which is offset by a slight increase in Medicaid Administrative Claiming (MAC) funds.
CAREER AND TRANSITION PROGRAMS A.1.4	\$172,700	\$0	(\$172,700)	(100.0%)	
STUDENT TRANSPORTATION A.1.5	\$0	\$0	\$0	0.0%	Recommendations reflect a reduction for one-time funding from the federal ARRA, Education Jobs Fund in fiscal year 2012 from the Texas Education Agency.
Total, Goal A, ACADEMIC, LIFE, AND WORK TRAINING	\$3,065,562	\$2,698,176	(\$367,386)	(12.0%)	
TECHNICAL ASSISTANCE B.1.1	\$736,000	\$936,000	\$200,000	27.2%	Recommendations include a \$200,000 biennial increase in federal funding from the National Science Foundation to teach professionals how to provide access to students in the career fields of Science, Technology, Engineering and Math (STEM).
TSD SPECIAL SUMMER/SHORT-TERM PGMS B.1.2	\$0	\$0	\$0	0.0%	
Total, Goal B, OUTREACH AND RESOURCE SERVICES	\$736,000	\$936,000	\$200,000	27.2%	
EDUC PROF SALARY INCREASES C.1.1	\$0	\$0	\$0	0.0%	
Total, Goal C, EDUCATIONAL PROF SALARY INCREASES	\$0	\$0	\$0	0.0%	
CENTRAL ADMINISTRATION D.1.1	\$0	\$0	\$0	0.0%	
OTHER SUPPORT SERVICES D.1.2	\$0	\$0	\$0	0.0%	
FACILITY CONSTRUCT., REPAIR & REHAB D.1.3	\$0	\$0	\$0	0.0%	
Total, Goal D, INDIRECT ADMINISTRATION	\$0	\$0	\$0	0.0%	
Grand Total, All Strategies	\$3,801,562	\$3,634,176	(\$167,386)	(4.4%)	

Section 2

School for the Deaf
Summary of Recommendations - Senate, By Method of Finance -- OTHER FUNDS

Strategy/Goal	2012-13 Base	2014-15 Recommended	Biennial Change	% Change	Comments
CLASSROOM INSTRUCTION A.1.1	\$8,697,838	\$7,767,583	(\$930,255)	(10.7%)	
RESIDENTIAL PROGRAM A.1.2	\$608,727	\$802,340	\$193,613	31.8%	
RELATED AND SUPPORT SERVICES A.1.3	\$1,478,047	\$1,297,308	(\$180,739)	(12.2%)	
CAREER AND TRANSITION PROGRAMS A.1.4	\$1,953,656	\$2,113,536	\$159,880	8.2%	
STUDENT TRANSPORTATION A.1.5	\$321,431	\$781,454	\$460,023	143.1%	
Total, Goal A, ACADEMIC, LIFE, AND WORK TRAINING	\$13,059,699	\$12,762,221	(\$297,478)	(2.3%)	Recommendations include \$240,000 in baseline funds to purchase one school bus and one van in each year of the 2014-15 biennium. See Selected Fiscal and Policy Issues, #3.
TECHNICAL ASSISTANCE B.1.1	\$739,788	\$835,752	\$95,964	13.0%	
TSD SPECIAL SUMMER/SHORT-TERM PGMS B.1.2	\$134,698	\$134,698	\$0	0.0%	
Total, Goal B, OUTREACH AND RESOURCE SERVICES	\$874,486	\$970,450	\$95,964	11.0%	
EDUC PROF SALARY INCREASES C.1.1	\$0	\$0	\$0	0.0%	
Total, Goal C, EDUCATIONAL PROF SALARY INCREASES	\$0	\$0	\$0	0.0%	
CENTRAL ADMINISTRATION D.1.1	\$436,541	\$300,810	(\$135,731)	(31.1%)	
OTHER SUPPORT SERVICES D.1.2	\$1,243,626	\$574,492	(\$669,134)	(53.8%)	
FACILITY CONSTRUCT., REPAIR & REHAB D.1.3	\$0	\$0	\$0	0.0%	
Total, Goal D, INDIRECT ADMINISTRATION	\$1,680,167	\$875,302	(\$804,865)	(47.9%)	
Grand Total, All Strategies	\$15,614,352	\$14,607,973	(\$1,006,379)	(6.4%)	Recommendations maintain the agency's baseline request for this strategy. The biennial change amount reflects the agency's reallocation of funds among strategies to address ongoing operational cost adjustments.

Section 3

Texas School for the Deaf
Selected Fiscal and Policy Issues

1. **Repairs and Renovations to Existing Facilities.** In 2006 the agency initiated a comprehensive facility assessment of its main campus buildings and equipment, and the results of the study indicated a backlog of repair and renovation costs of approximately \$19.3 million. Based on these findings, the legislature appropriated \$2.2 million for ongoing repairs for the 2008-09 and the 2010-11 biennia and \$0.7 million for the 2012-13 biennium. In the spring of 2012, a subsequent study of the facility was conducted resulting in identified repairs totaling \$39.3 million. The findings were pared down to the most urgent and/or present life safety code issues, resulting in an exceptional item request of \$4.5 million in General Revenue over the \$707,680 baseline funding. Below is a chart prioritizing the agency's total request for the 2014-15 biennium.

Facility Condition Assessment Findings		
Life Safety Priorities		Recommended
1	Fire Alarm Panels	\$0
2	Fire Suppression Systems in Server & Records Room	\$0
3	Security System Upgrades	\$0
4	Campus Electrical Distribution System Repairs	\$0
5	Recondition Boilers and Chillers in Central Plant	\$0
6	Water Line and Gas Line Repairs	\$0
7	Roof Replacement and Repair	\$0
TOTAL - Life Safety Priorities		\$0
Most Urgent Needs		Recommended
8	Energy Efficient Residential Window & Lighting Replacement	\$0
9	Seeger Gym Bleachers	\$0
10	Replace Fan Coil Units in High School Dormitories	\$0
11	Landscape Sprinkler System Repairs and Maintenance	\$0
12	Carpet and Flooring Replacement	\$0
13	Foundation Repair	\$0
14	Air Conditioning and Heating Systems	\$0
TOTAL - Most Urgent Needs		\$0
2012-13 baseline amounts for ongoing construction, repair and rehabilitation		\$707,680
TOTAL		\$707,680

Section 3

2. **Educational Professional Salary Increases.** Recommendations reflect a return to the baseline salaries that were in effect prior to the one-time 3 percent salary increase adopted by the Austin Independent School District (AISD) for the period August 1, 2012 through July 31, 2013 (FY 2013). Texas Education Code 30.055(b)(1) requires TSD to pay its professional educators salaries that are comparable to AISD professional educators' salaries. Consequently, when the AISD board approved the one-time 3 percent pay increase for the 2012-13 school year, TSD educators received the same 3 percent increase. However, continuation of the salary increase for TSD educators depends upon whether AISD board action reauthorizes the pay increase for its educators for the next school year out of the school district's budgeted funds or requests voter approval to fund the increase through a Tax Ratification Election (TRE).

The Professional Educator strategy in the agency's bill pattern is an estimated appropriation which provides the legislature an avenue to increase funding above the appropriated amount should the AISD board reauthorize a salary increase for its educators. Since the recommendations do not remove the estimated appropriation authority for salary increases, there is a possibility that the Comptroller could charge the bill for any projected increases; however, the strategy was zero funded for the 2012-13 biennium with no cost to the bill.

3. **Capital Budget.** The agency has a fleet of 36 vehicles to provide daily transportation to and from school for approximately 175 students who reside in the Austin and surrounding area. The recommendations include \$240,000 in baseline funds to purchase a total of four vehicles for the 2014-15 biennium (one bus and one van in each fiscal year) to replace vehicles that are over, or soon to be over the 150,000 mile threshold. The recommendations also include \$200,001 in baseline funds for computer replacement and technology upgrades for visually impaired students. Computer replacement and upgrades will be purchased through the Master Lease Purchase Program. The agency delayed computer replacement and upgrades for the 2012-13 biennium because of funds reallocated to other strategies for direct services.
4. **Superintendent's Salary.** The Eighty-second Legislature, Regular Session, 2011, added the superintendent position to Article IX, Sec.3.05(c) Schedule of Exempt positions at a Salary Group 4. On September 26, 2011, the TSD governing board requested and received authority from the LBB to increase the superintendent's annual compensation from \$115,000 to \$118,450 (3 percent) for fiscal year 2012. On October, 3, 2012, the TSD governing board requested and received authority from the LBB to increase the superintendent's annual compensation from \$118,450 to \$122,004 (3 percent) for fiscal year 2013. The board is requesting authority only to increase the superintendent's annual salary by six percent for each year of the 2014-15 biennium. The State Auditor's Office Report 12-708, Report on Executive Compensation at State Agencies, indicates a market average of \$151,359 for comparable positions to the TSD superintendent's annual salary at a Group 4 salary range of \$106,500 to \$167,500.

Section 3

Texas School for the Deaf
FTE Highlights

Full-Time-Equivalent Positions	Expended 2011	Estimated 2012	Budgeted 2013	Recommended 2014	Recommended 2015
Cap	462.2	462.0	462.2	462.0	462.2
Actual/Budgeted	459.7	455.5	462.2	NA	NA
Schedule of Exempt Positions (Cap)					
Superintendent - Group 4 ^A	\$115,000	\$118,450	\$122,004	\$122,004	\$122,004

The Eighty-second Legislature, Regular Session, 2011, added the superintendent position to Article IX, Sec.3.05(c) Schedule of Exempt positions at a salary Group 4.

^AThe State Auditor's Office Report 12-708, Report on Executive Compensation at State Agencies, indicates a market average of \$151,359 for positions comparable to the TSD superintendent's annual salary at a Group 4 salary range of \$106,500 to \$167,500.

Section 3

Texas School for the Deaf
Performance Measure Highlights

	Expended 2011	Estimated 2012	Budgeted 2013	Recommended 2014	Recommended 2015
<ul style="list-style-type: none">Percent of Academic Courses in Which Students Obtain a Passing Grade. <p>Measure Explanation: This measure reflects the quality of instruction and the level of student achievement.</p>	94.7%	93.7%	90%	94%	94%
<ul style="list-style-type: none">Number of Students Enrolled in Day Programming During the Regular School Year <p>Measure Explanation: This measure reflects the total number of students enroll at at the TSD who received classroom instruction during the regular school year (September-May). The data is used to determine the school's allocation of federal IDEA-B funding.</p>	541	526	530	535	540
<ul style="list-style-type: none">Number of Residential Students <p>Measure Explanation: This measure reflects the number of residential students enrolled at the TSD and the services being provided to parents and local school districts throughout Texas.</p>	268	236	240	240	240
<ul style="list-style-type: none">Number of Students Participating in Career and Transition Work-Training Programs. <p>Measure Explanation: This is a new measure to reflect the numbers of students participating in career and transition work-training programs.</p>	NA	128	130	130	130

FY 2012 performance reflects actual experience and FY 2013 reflects budgeted amounts.

Section 4

Texas School for the Deaf (TSD)
Performance Review and Policy Report Highlights

Reports & Recommendations	Report Page	Savings/ (Cost)	Gain/ (Loss)	Fund Type	Included in Introduced Bill	Action Required During Session
---------------------------	----------------	--------------------	-----------------	--------------	--------------------------------	--------------------------------

NO RELATED RECOMMENDATIONS

Section 5

**Texas School for the Deaf
Rider Highlights**

NONE

Section 6

School for the Deaf
Items not Included in Recommendations - Senate

Agency Priority Order	2014-15 Biennial Total	
	GR & GR-Dedicated	All Funds
1. Increased funding and authority to add 9 FTEs for specialized instructional staff positions as follows: 1. \$121,200 - Autism Teacher Specialist (1.0) 2. \$ 47,537 - Intervener for Deaf/Visually Impaired Students (0.80) 3. \$107,987 - Elementary Counselor (0.88) 4. \$127,200 - Response to Intervention (RTI) Coordinator (1.0) 5. \$ 92,920 - Early Childhood 0 - 5 Speech and Language Specialist (0.88) 6. \$121,200 - Early Childhood 0 - 3 Lead Teacher (1.0) 7. \$ 92,920 - Behavior Support Teacher (0.88) 8. \$ 94,940 - Individualized Education Plan (IEP) Facilitator (0.88) 9. \$ 92,920 - Outreach Teacher (0.88) 10. \$ 47,537 - Career and Transition Job Coach (0.80)	\$ 946,361	\$ 946,361
2. Increased funding for repair and renovation costs as identified in a recent facility condition assessment report. If the agency's request is fully funded, the total repair and renovation funding for the 2014-15 biennium is \$5,214,000, inclusive of the \$707,680 baseline funds. See Selected Fiscal and Policy Issues, #1.	\$ 4,506,320	\$ 4,506,320
3. Fiscal year 2013 funding for a one-time Austin Independent School District (AISD) board approved salary increase that was not carried forward to the 2014-15 base. TSD provides its professional educators' pay increases based on AISD professional educator salary increases.	\$ 193,908	\$ 193,908
4. Superintendent's Salary: Authority only to increase the superintendent's annual salary six percent in each year of the 2014-15 biennium.	\$ -	\$ -
Total, Items Not Included in the Recommendations	\$ 5,646,589	\$ 5,646,589